

## Carigara, LEYTE - HSWG Partner Reporting

### Recovery Shelter Activities (as of 06-OCT-2014)

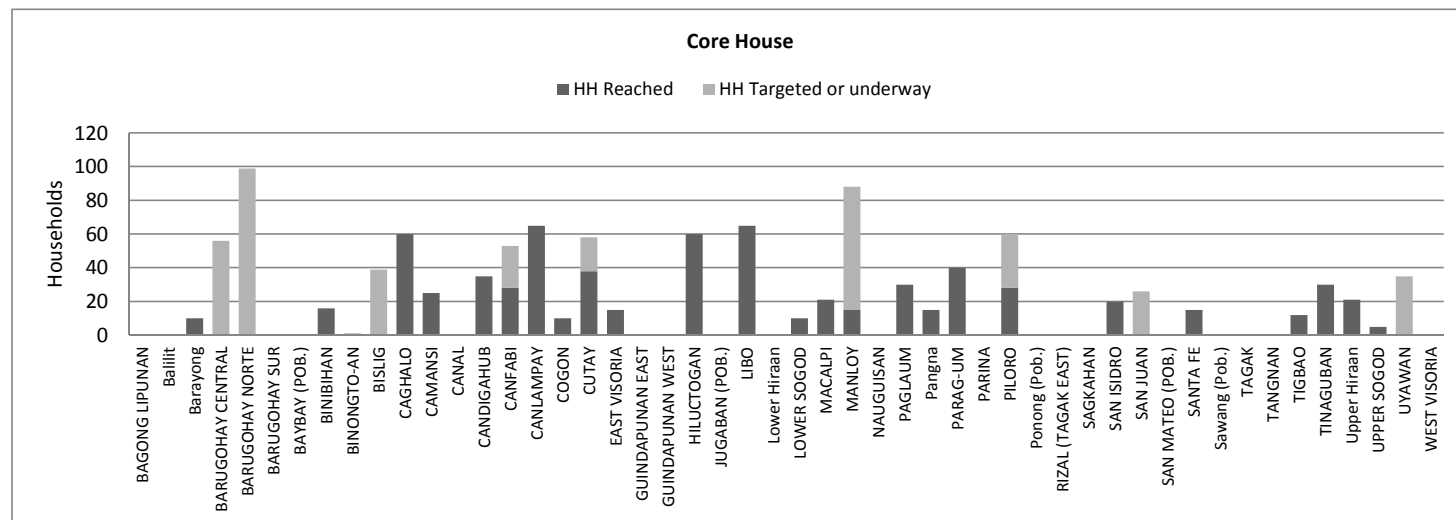
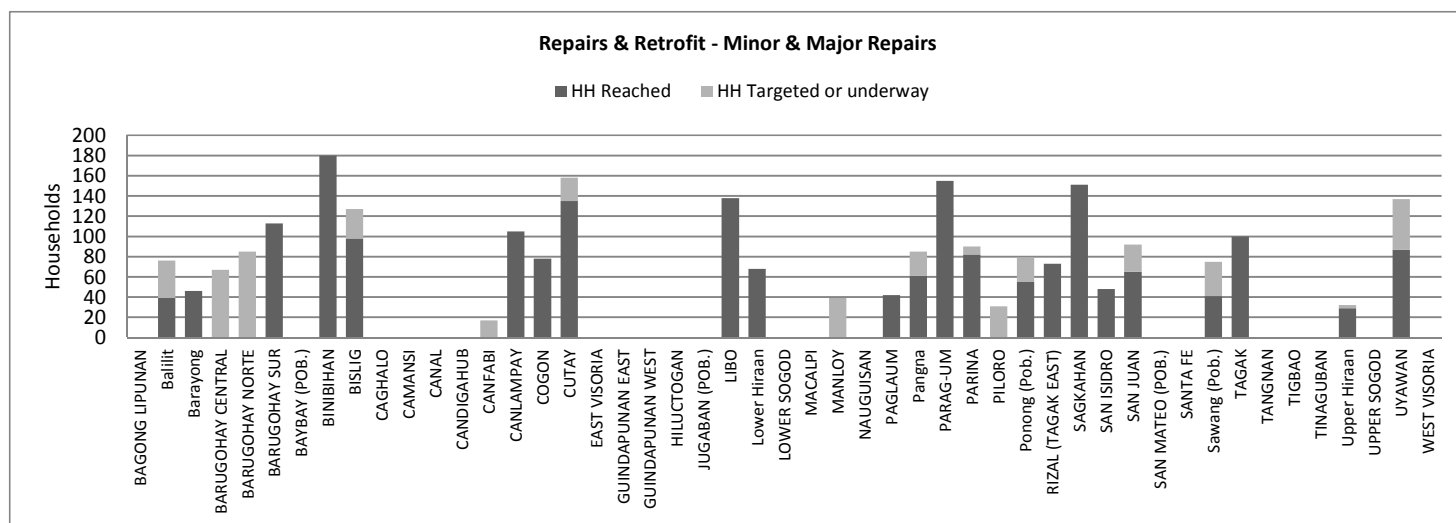
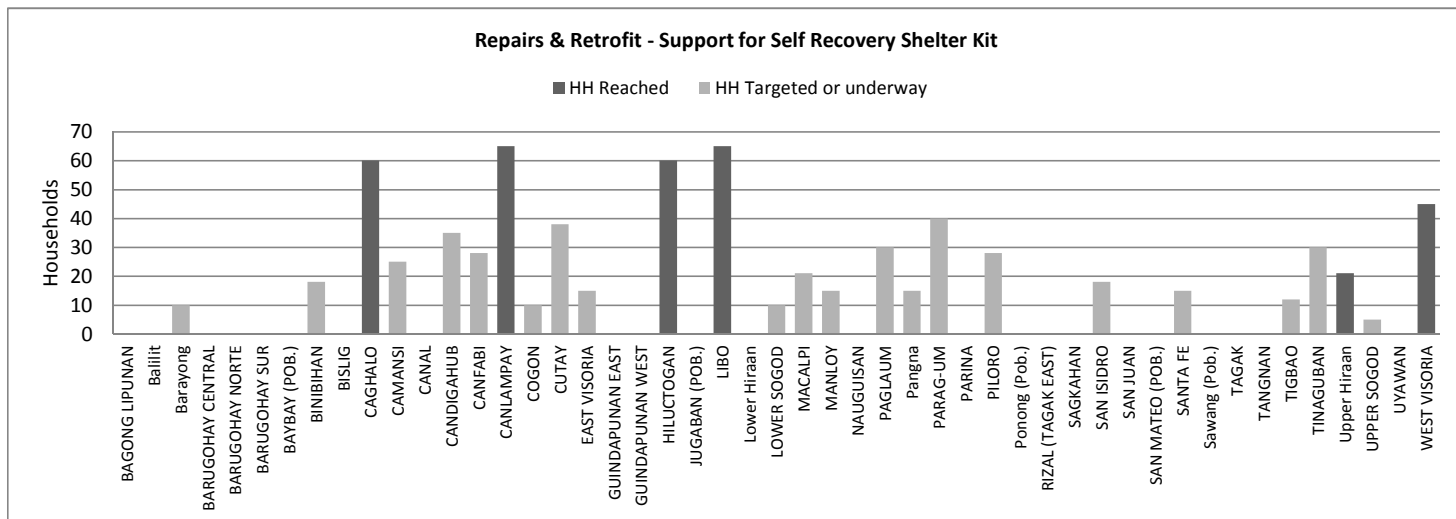
The graphs shown below represent the sum of households who have received (HH reached) or who will receive (HH targeted or underway) recovery shelter support by HSWG partner agencies. Numbers reached are those reported to the HSWG by 6th October 2014. Household number do not represent the total needs by Barangay - for this, consult with relevant Barangay or Municipality. PLEASE NOTE - scale differs in each graph.

For explanation of intervention types, please see Shelter Cluster Recovery guidelines:

<https://www.sheltercluster.org/Asia/Philippines/Typhoon%20Haiyan%202013/Documents/Recovery%20Shelter%20Guidelines.pdf>

The full data set of HSWG data can be found here:

<https://www.sheltercluster.org/Asia/Philippines/Typhoon%20Haiyan%202013/Documents/20141003%20HSWG%20Database%20for%20website.xlsx>





## Carigara - HSWG Partner reporting

### Recovery Shelter activities (as of 06-OCT-2014)

#### Interventions By AGENCIES

The data shown below represent the sum of households who have received (HH reached) or who will receive (HH targeted or underway) recovery shelter support by HSWG partner agencies. Numbers reached are those reported to the HSWG by 6th October 2014. The full data set of HSWG data can be found here:

<https://www.sheltercluster.org/Asia/Philippines/Typhoon%20Haiyan%202013/Documents/20141003%20HSWG%20Database%20for%20website.xlsb>

Agency	Temporary Shelter		Repairs & Retrofit		Core House		Permanent House		Total HH Reached	Total HH Targeted
	HH Reached	HH Targeted	HH Reached	HH Targeted	HH Reached	HH Targeted	HH Reached	HH Targeted		
ADRA Philippines			421	551					421	551
Citizens' Disaster Response Center					690	690			690	690
Enfants du Mekong			101	101					101	101
IOM			1,568	1,568					1,568	1,568
Peace Winds Japan			271	690					271	690
PRC - IFRC			0	368	0	405			0	773
<b>Grand Total</b>			<b>2,361</b>	<b>3,278</b>	<b>690</b>	<b>1,095</b>			<b>3,051</b>	<b>4,373</b>

**Carigara - HSWG Partner reporting****Recovery Shelter activities (as of 06-OCT-2014)****Interventions By BARANGAYS**

The data shown below represent the sum of households who have received (HH reached) or who will receive (HH targeted or underway) recovery shelter support by HSWG partner agencies. Numbers reached are those reported to the HSWG by 6th October 2014. The full data set of HSWG data can be found [here](https://www.sheltercluster.org/Asia/Philippines/Typhoon%20Haiyan%202013/Documents/20141003%20HSWG%20Database%20for%20website.xlsx):

<https://www.sheltercluster.org/Asia/Philippines/Typhoon%20Haiyan%202013/Documents/20141003%20HSWG%20Database%20for%20website.xlsx>

	Temporary Shelter		Repairs & Retrofit		Core House		Permanent House		Total HH Reached	Total HH Target
Barangay	HH Reached	HH Target	HH Reached	HH Target	HH Reached	HH Target	HH Reached	HH Target		
BAGONG LIPUNAN			23	23					23	23
Balilit			44	81					44	81
Barayong			46	56	10	10			56	66
BARUGOHAY CENTRAL			0	67	0	56			0	123
BARUGOHAY NORTE			17	102	0	99			17	201
BARUGOHAY SUR			113	113					113	113
BAYBAY (POB.)										
BINIBIHAN			180	198	16	16			196	214
BINONGTO-AN					1	1			1	1
BISLIG			98	127	0	39			98	166
CAGHALO			60	60	60	60			120	120
CAMANSI			0	25	25	25			25	50
CANAL			2	2					2	2
CANDIGAHUB			0	35	35	35			35	70
CANFABI			0	45	28	53			28	98
CANLAMPAY			170	170	65	65			235	235
COGON			78	88	10	10			88	98
CUTAY			135	196	38	58			173	254
EAST VISORIA			0	15	15	15			15	30
GUINDAPUNAN EAST										
GUINDAPUNAN WEST										
HILUCTOGAN			60	60	60	60			120	120
JUGABAN (POB.)			3	3					3	3
LIBO			203	203	65	65			268	268
Lower Hiraan			68	68					68	68
LOWER SOGOD			0	10	10	10			10	20
MACALPI			0	21	21	21			21	42
MANLOY			0	54	15	88			15	142
NAUGUISAN			6	6					6	6
PAGLAUM			42	72	30	30			72	102
Pangna			61	100	15	15			76	115
PARAG-UM			155	195	40	40			195	235
PARINA			82	90					82	90
PILORO			0	59	28	60			28	119
Ponong (Pob.)			55	79					55	79
RIZAL (TAGAK EAST)			73	73					73	73
SAGKAHAN			151	151					151	151
SAN ISIDRO			48	66	20	20			68	86
SAN JUAN			65	92	0	26			65	118
SAN MATEO (POB.)										
SANTA FE			0	15	15	15			15	30
Sawang (Pob.)			41	75					41	75
TAGAK			100	100					100	100
TANGNAN										
TIGBAO			0	12	12	12			12	24
TINAGUBAN			0	30	30	30			30	60
Upper Hiraan			50	53	21	21			71	74
UPPER SOGOD			0	5	5	5			5	10
UYAWAN			87	137	0	35			87	172
WEST VISORIA			45	45					45	45
(blank)			0	1					0	1
<b>Grand Total</b>			<b>2,361</b>	<b>3,278</b>	<b>690</b>	<b>1,095</b>			<b>3,051</b>	<b>4,373</b>



## Carigara - HSWG Partner reporting

### Recovery Shelter activities (as of 06-OCT-2014)

#### Interventions By BARANGAYS & AGENCIES

The data shown below represent the sum of households who have received (HH reached) or who will receive (HH targeted or underway) recovery shelter support by HSWG partner agencies. Numbers reached are those reported to the HSWG by 6th October 2014. The full data set of HSWG data can be found here:

<https://www.sheltercluster.org/Asia/Philippines/Typhoon%20Haiyan%202013/Documents/20141003%20HSWG%20Database%20for%20website.xlsx>

	Temporary Shelter		Repairs & Retrofit		Core House		Permanent House		Total HH Reached	Total HH Target
Barangays & Agency	HH Reached	HH Target	HH Reached	HH Target	HH Reached	HH Target	HH Reached	HH Target		
<b>BAGONG LIPUNAN</b>			<b>23</b>	<b>23</b>					<b>23</b>	<b>23</b>
Enfants du Mekong			23	23					23	23
<b>Balilit</b>			<b>44</b>	<b>81</b>					<b>44</b>	<b>81</b>
ADRA Philippines			39	76					39	76
Enfants du Mekong			5	5					5	5
<b>Barayong</b>			<b>46</b>	<b>56</b>	<b>10</b>	<b>10</b>			<b>56</b>	<b>66</b>
ADRA Philippines			46	46					46	46
Citizens' Disaster Response Center					10	10			10	10
Peace Winds Japan			0	10					0	10
<b>BARUGOHAY CENTRAL</b>			<b>0</b>	<b>67</b>	<b>0</b>	<b>56</b>			<b>0</b>	<b>123</b>
PRC - IFRC			0	67	0	56			0	123
<b>BARUGOHAY NORTE</b>			<b>17</b>	<b>102</b>	<b>0</b>	<b>99</b>			<b>17</b>	<b>201</b>
Enfants du Mekong			17	17					17	17
PRC - IFRC			0	85	0	99			0	184
<b>BARUGOHAY SUR</b>			<b>113</b>	<b>113</b>					<b>113</b>	<b>113</b>
IOM			113	113					113	113
<b>BAYBAY (POB.)</b>										
<b>BINIBIHAN</b>			<b>180</b>	<b>198</b>	<b>16</b>	<b>16</b>			<b>196</b>	<b>214</b>
Citizens' Disaster Response Center					16	16			16	16
IOM			180	180					180	180
Peace Winds Japan			0	18					0	18
<b>BINONGTO-AN</b>					<b>1</b>	<b>1</b>			<b>1</b>	<b>1</b>
Citizens' Disaster Response Center					1	1			1	1
<b>BISLIG</b>			<b>98</b>	<b>127</b>	<b>0</b>	<b>39</b>			<b>98</b>	<b>166</b>
IOM			98	98					98	98
PRC - IFRC			0	29	0	39			0	68
<b>CAGHALO</b>			<b>60</b>	<b>60</b>	<b>60</b>	<b>60</b>			<b>120</b>	<b>120</b>
Citizens' Disaster Response Center					60	60			60	60
Peace Winds Japan			60	60					60	60
<b>CAMANSI</b>			<b>0</b>	<b>25</b>	<b>25</b>	<b>25</b>			<b>25</b>	<b>50</b>
Citizens' Disaster Response Center					25	25			25	25
Peace Winds Japan			0	25					0	25
<b>CANAL</b>			<b>2</b>	<b>2</b>					<b>2</b>	<b>2</b>
Enfants du Mekong			2	2					2	2
<b>CANDIGAHUB</b>			<b>0</b>	<b>35</b>	<b>35</b>	<b>35</b>			<b>35</b>	<b>70</b>
Citizens' Disaster Response Center					35	35			35	35
Peace Winds Japan			0	35					0	35
<b>CANFABI</b>			<b>0</b>	<b>45</b>	<b>28</b>	<b>53</b>			<b>28</b>	<b>98</b>
Citizens' Disaster Response Center					28	28			28	28
Peace Winds Japan			0	28					0	28
PRC - IFRC			0	17	0	25			0	42
<b>CANLAMPAY</b>			<b>170</b>	<b>170</b>	<b>65</b>	<b>65</b>			<b>235</b>	<b>235</b>
Citizens' Disaster Response Center					65	65			65	65
IOM			105	105					105	105
Peace Winds Japan			65	65					65	65
<b>COGON</b>			<b>78</b>	<b>88</b>	<b>10</b>	<b>10</b>			<b>88</b>	<b>98</b>
Citizens' Disaster Response Center					10	10			10	10
IOM			78	78					78	78
Peace Winds Japan			0	10					0	10
<b>CUTAY</b>			<b>135</b>	<b>196</b>	<b>38</b>	<b>58</b>			<b>173</b>	<b>254</b>



## Carigara - HSWG Partner reporting

### Recovery Shelter activities (as of 06-OCT-2014)

#### Interventions By BARANGAYS & AGENCIES

The data shown below represent the sum of households who have received (HH reached) or who will receive (HH targeted or underway) recovery shelter support by HSWG partner agencies. Numbers reached are those reported to the HSWG by 6th October 2014. The full data set of HSWG data can be found here:

<https://www.sheltercluster.org/Asia/Philippines/Typhoon%20Haiyan%202013/Documents/20141003%20HSWG%20Database%20for%20website.xlsx>

	Temporary Shelter		Repairs & Retrofit		Core House		Permanent House		Total HH Reached	Total HH Target
Barangays & Agency	HH Reached	HH Target	HH Reached	HH Target	HH Reached	HH Target	HH Reached	HH Target		
Citizens' Disaster Response Center					38	38			38	38
IOM			135	135					135	135
Peace Winds Japan			0	38					0	38
PRC - IFRC			0	23	0	20			0	43
<b>EAST VISORIA</b>			<b>0</b>	<b>15</b>	<b>15</b>	<b>15</b>			<b>15</b>	<b>30</b>
Citizens' Disaster Response Center					15	15			15	15
Peace Winds Japan			0	15					0	15
<b>GUINDAPUNAN EAST</b>										
<b>GUINDAPUNAN WEST</b>										
<b>HILUCTOGAN</b>			<b>60</b>	<b>60</b>	<b>60</b>	<b>60</b>			<b>120</b>	<b>120</b>
Citizens' Disaster Response Center					60	60			60	60
Peace Winds Japan			60	60					60	60
<b>JUGABAN (POB.)</b>			<b>3</b>	<b>3</b>					<b>3</b>	<b>3</b>
Enfants du Mekong			3	3					3	3
<b>LIBO</b>			<b>203</b>	<b>203</b>	<b>65</b>	<b>65</b>			<b>268</b>	<b>268</b>
Citizens' Disaster Response Center					65	65			65	65
IOM			138	138					138	138
Peace Winds Japan			65	65					65	65
<b>Lower Hiraan</b>			<b>68</b>	<b>68</b>					<b>68</b>	<b>68</b>
ADRA Philippines			68	68					68	68
<b>LOWER SOGOD</b>			<b>0</b>	<b>10</b>	<b>10</b>	<b>10</b>			<b>10</b>	<b>20</b>
Citizens' Disaster Response Center					10	10			10	10
Peace Winds Japan			0	10					0	10
<b>MACALPI</b>			<b>0</b>	<b>21</b>	<b>21</b>	<b>21</b>			<b>21</b>	<b>42</b>
Citizens' Disaster Response Center					21	21			21	21
Peace Winds Japan			0	21					0	21
<b>MANLOY</b>			<b>0</b>	<b>54</b>	<b>15</b>	<b>88</b>			<b>15</b>	<b>142</b>
Citizens' Disaster Response Center					15	15			15	15
Peace Winds Japan			0	15					0	15
PRC - IFRC			0	39	0	73			0	112
<b>NAUGUISAN</b>			<b>6</b>	<b>6</b>					<b>6</b>	<b>6</b>
Enfants du Mekong			6	6					6	6
<b>PAGLAUM</b>			<b>42</b>	<b>72</b>	<b>30</b>	<b>30</b>			<b>72</b>	<b>102</b>
Citizens' Disaster Response Center					30	30			30	30
IOM			42	42					42	42
Peace Winds Japan			0	30					0	30
<b>Pangna</b>			<b>61</b>	<b>100</b>	<b>15</b>	<b>15</b>			<b>76</b>	<b>115</b>
ADRA Philippines			61	85					61	85
Citizens' Disaster Response Center					15	15			15	15
Peace Winds Japan			0	15					0	15
<b>PARAG-UM</b>			<b>155</b>	<b>195</b>	<b>40</b>	<b>40</b>			<b>195</b>	<b>235</b>
Citizens' Disaster Response Center					40	40			40	40
IOM			155	155					155	155
Peace Winds Japan			0	40					0	40
<b>PARINA</b>			<b>82</b>	<b>90</b>					<b>82</b>	<b>90</b>
ADRA Philippines			82	90					82	90
<b>PILORO</b>			<b>0</b>	<b>59</b>	<b>28</b>	<b>60</b>			<b>28</b>	<b>119</b>
Citizens' Disaster Response Center					28	28			28	28
Peace Winds Japan									0	28



## Carigara - HSWG Partner reporting

Recovery Shelter activities (as of 06-OCT-2014)

## Interventions By BARANGAYS &amp; AGENCIES

The data shown below represent the sum of households who have received (HH reached) or who will receive (HH targeted or underway) recovery shelter support by HSWG partner agencies. Numbers reached are those reported to the HSWG by 6th October 2014. The full data set of HSWG data can be found here:

<https://www.sheltercluster.org/Asia/Philippines/Typhoon%20Haiyan%202013/Documents/20141003%20HSWG%20Database%20for%20website.xlsx>

Barangays & Agency	Temporary Shelter		Repairs & Retrofit		Core House		Permanent House		Total HH Reached	Total HH Target
	HH Reached	HH Target	HH Reached	HH Target	HH Reached	HH Target	HH Reached	HH Target		
PRC - IFRC			0	31	0	32			0	63
<b>Ponong (Pob.)</b>			<b>55</b>	<b>79</b>					<b>55</b>	<b>79</b>
ADRA Philippines			55	79					55	79
<b>RIZAL (TAGAK EAST)</b>			<b>73</b>	<b>73</b>					<b>73</b>	<b>73</b>
IOM			73	73					73	73
<b>SAGKAHAN</b>			<b>151</b>	<b>151</b>					<b>151</b>	<b>151</b>
IOM			151	151					151	151
<b>SAN ISIDRO</b>			<b>48</b>	<b>66</b>	<b>20</b>	<b>20</b>			<b>68</b>	<b>86</b>
Citizens' Disaster Response Center					20	20			20	20
IOM			48	48					48	48
Peace Winds Japan			0	18					0	18
<b>SAN JUAN</b>			<b>65</b>	<b>92</b>	<b>0</b>	<b>26</b>			<b>65</b>	<b>118</b>
IOM			65	65					65	65
PRC - IFRC			0	27	0	26			0	53
<b>SAN MATEO (POB.)</b>										
<b>SANTA FE</b>			<b>0</b>	<b>15</b>	<b>15</b>	<b>15</b>			<b>15</b>	<b>30</b>
Citizens' Disaster Response Center					15	15			15	15
Peace Winds Japan			0	15					0	15
<b>Sawang (Pob.)</b>			<b>41</b>	<b>75</b>					<b>41</b>	<b>75</b>
ADRA Philippines			41	75					41	75
<b>TAGAK</b>			<b>100</b>	<b>100</b>					<b>100</b>	<b>100</b>
IOM			100	100					100	100
<b>TANGNAN</b>										
<b>TIGBAO</b>			<b>0</b>	<b>12</b>	<b>12</b>	<b>12</b>			<b>12</b>	<b>24</b>
Citizens' Disaster Response Center					12	12			12	12
Peace Winds Japan			0	12					0	12
<b>TINAGUBAN</b>			<b>0</b>	<b>30</b>	<b>30</b>	<b>30</b>			<b>30</b>	<b>60</b>
Citizens' Disaster Response Center					30	30			30	30
Peace Winds Japan			0	30					0	30
<b>Upper Hiraan</b>			<b>50</b>	<b>53</b>	<b>21</b>	<b>21</b>			<b>71</b>	<b>74</b>
ADRA Philippines			29	32					29	32
Citizens' Disaster Response Center					21	21			21	21
Peace Winds Japan			21	21					21	21
<b>UPPER SOGOD</b>			<b>0</b>	<b>5</b>	<b>5</b>	<b>5</b>			<b>5</b>	<b>10</b>
Citizens' Disaster Response Center					5	5			5	5
Peace Winds Japan			0	5					0	5
<b>UYAWAN</b>			<b>87</b>	<b>137</b>	<b>0</b>	<b>35</b>			<b>87</b>	<b>172</b>
IOM			87	87					87	87
PRC - IFRC			0	50	0	35			0	85
<b>WEST VISORIA</b>			<b>45</b>	<b>45</b>					<b>45</b>	<b>45</b>
Enfants du Mekong			45	45					45	45
<b>(blank)</b>			<b>0</b>	<b>1</b>					<b>0</b>	<b>1</b>
Peace Winds Japan			0	1					0	1
<b>Grand Total</b>			<b>2,361</b>	<b>3,278</b>	<b>690</b>	<b>1,095</b>			<b>3,051</b>	<b>4,373</b>